

■ Features :

- Universal AC input / Full range
- Low leakage current $\leq 0.3\text{mA}$
- Protections: Short circuit / Overload / Over voltage
- Cooling by free air convection
- 100% full load burn-in test
- Fixed switching frequency at 45KHz
- 3 years warranty

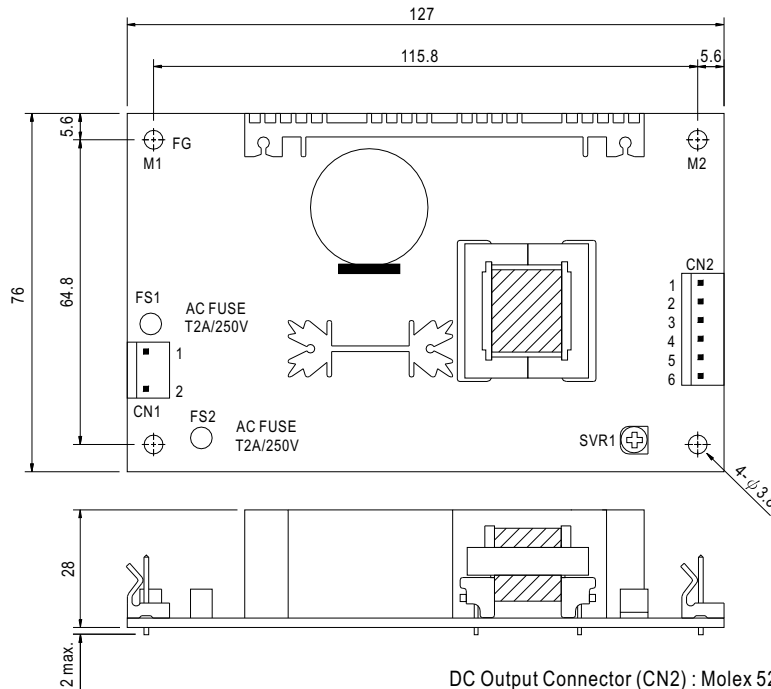


SPECIFICATION

MODEL		MPD-45A		MPD-45B	
OUTPUT	OUTPUT NUMBER	CH1	CH2	CH1	CH2
	DC VOLTAGE	5V	12V	5V	24V
	RATED CURRENT	3.2A	2A	3.2A	1.2A
	CURRENT RANGE	0.4 ~ 5A	0.2 ~ 2.5A	0.4 ~ 5A	0.2 ~ 1.8A
	RATED POWER	40W		44.8W	
	OUTPUT POWER (max.)	52W with 18CFM min. Forced air convection			
	RIPPLE & NOISE (max.) Note.2	60mVp-p	120mVp-p	60mVp-p	150mVp-p
	VOLTAGE ADJ. RANGE	CH1:4.5 ~ 5.5V		CH1:4.5 ~ 5.5V	
	VOLTAGE TOLERANCE Note.3	$\pm 4.0\%$	$\pm 7.0\%$	$\pm 4.0\%$	$\pm 7.0\%$
	LINE REGULATION	$\pm 1.0\%$	$\pm 2.0\%$	$\pm 1.0\%$	$\pm 2.0\%$
	LOAD REGULATION	$\pm 3.0\%$	$\pm 4.0\%$	$\pm 3.0\%$	$\pm 4.0\%$
	SETUP, RISE TIME	800ms, 20ms/230VAC		800ms, 20ms/115VAC at full load	
HOLD UP TIME (Typ.)	50ms/230VAC	16ms/115VAC at full load			
INPUT	VOLTAGE RANGE	90 ~ 264VAC	127 ~ 370VDC		
	FREQUENCY RANGE	47 ~ 440Hz			
	EFFICIENCY(Typ.)	76%		78%	
	AC CURRENT (Typ.)	1.2A/115VAC	0.7A/230VAC		
	INRUSH CURRENT (Typ.)	COLD START 15A/115VAC	30A/230VAC		
LEAKAGE CURRENT	<0.3mA / 264VAC				
PROTECTION	OVERLOAD	53 ~ 75W rated output power Protection type : Hiccup mode, recovers automatically after fault condition is removed			
	OVER VOLTAGE	5.75 ~ 6.75V on CH1 Protection type : Hiccup mode, recovers automatically after fault condition is removed			
ENVIRONMENT	WORKING TEMP.	-10 ~ +60°C (Refer to output load derating curve)			
	WORKING HUMIDITY	20 ~ 90% RH non-condensing			
	STORAGE TEMP., HUMIDITY	-20 ~ +85°C, 10 ~ 95% RH			
	TEMP. COEFFICIENT	$\pm 0.04\%/^{\circ}\text{C}$ (0 ~ 50°C) on +5V output			
VIBRATION	10 ~ 500Hz, 2G 10min./1cycle, period for 60min. each along X, Y, Z axes				
SAFETY & EMC (Note 4)	SAFETY STANDARDS	UL2601-1, TUV EN60601-1, IEC60601-1 approved			
	WITHSTAND VOLTAGE	I/P-O/P:4KVAC I/P-FG:1.5KVAC O/P-FG:0.5KVAC			
	ISOLATION RESISTANCE	I/P-O/P, I/P-FG:100M Ohms/500VDC			
	EMI CONDUCTION & RADIATION	Compliance to EN55011 (CISPR11) Class B			
	HARMONIC CURRENT	Compliance to EN61000-3-2,-3			
EMS IMMUNITY	Compliance to EN61000-4-2,3,4,5,6,8,11; ENV50204, EN60601-1-2, medical level, criteria A				
OTHERS	MTBF	291.3Khrs min. MIL-HDBK-217F (25°C)			
	DIMENSION	127*76*28mm (L*W*H)			
	PACKING	0.2Kg; 72pcs/17.4Kg/1.35CUFT			
NOTE	<p>1. All parameters NOT specially mentioned are measured at 230VAC input, rated load and 25°C of ambient temperature.</p> <p>2. Ripple & noise are measured at 20MHz of bandwidth by using a 12" twisted pair-wire terminated with a 0.1uf & 47uf parallel capacitor.</p> <p>3. Tolerance : includes set up tolerance, line regulation and load regulation.</p> <p>4. The power supply is considered a component which will be installed into a final equipment. The final equipment must be re-confirmed that it still meets EMC directives.</p> <p>5. Mounting holes M1 and M2 should be grounded for EMI purposes.</p>				

Mechanical Specification

Unit:mm



AC Input Connector (CN1) : Molex 5277-02 or equivalent

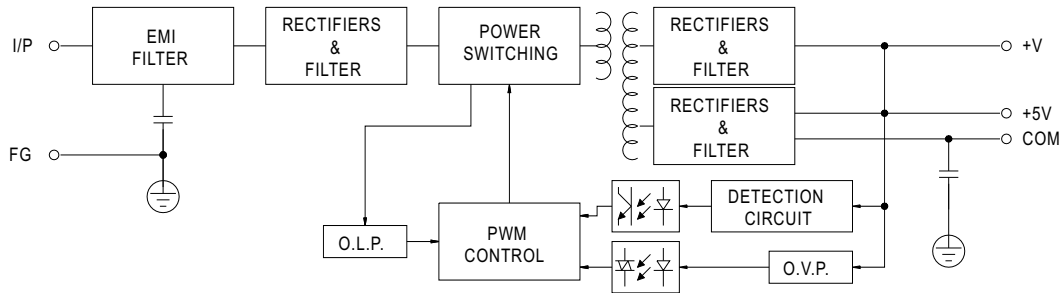
Pin No.	Assignment	Mating Housing	Terminal
1	AC/N	Molex 5195 or equivalent	Molex 5194 or equivalent
2	AC/L		

DC Output Connector (CN2) : Molex 5273-06 or equivalent

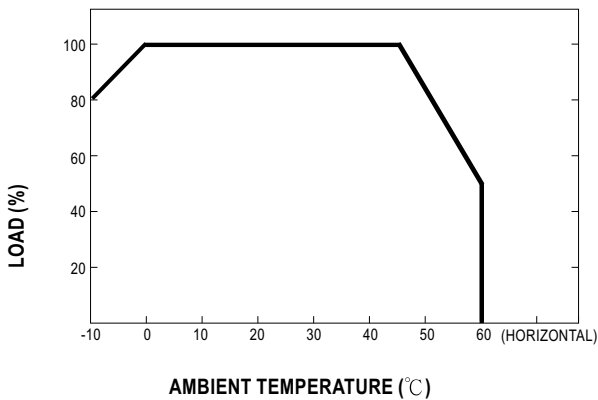
Pin No.	Assignment	Mating Housing	Terminal
1	+V	Molex 5195 or equivalent	Molex 5194 or equivalent
2,3	+5V		
4,5	COM		
6	NC		

Block Diagram

fosc : 45KHz



Derating Curve



Static Characteristics

